



LAKE UNION  
**Club Ministry  
Academy**

[www.ClubMinistriesAcademy.com](http://www.ClubMinistriesAcademy.com)

Any unauthorized **copying**, alteration, distribution, transmission, performance, display or other use of this material is **prohibited**.



# Scrapbooking Honor

Presented by Pauline McFarlane  
Master Guide, Director Fayette Flaming  
Falcons Pathfinder club  
Georgia Cumberland Conference

## Question 10 Memorize Joel 1:3

Tell your children about it,



Let your children tell their children,



And their children another  
generation.



## What is Scrapbooking?

Scrapbooking is the process of making an artfully arranged photo album containing collection of photographs, memorabilia, and journaling that's fun to look at.

It safely stores your pictures in a way that tells a story and records memories and experiences.



# Question 1. What is the purpose of Scrapbooking?


To archiving or save photos safely

To organize your photos

Telling a story with those photos

To be able to share your story 5, 10, 20 or more years from now (if we are still here)

## Sample Scrapbooks Baby's First year





# Sample Scrapbooks

## School days





# Sample Scrapbooks

## School days



# Define The Terms

**Acid** is a substance found in most paper that fades photographs. Making sure that scrapbook materials are labeled “acid free” is important to preserve your photos.

**Lignin** is a naturally occurring acid substance in wood that breaks down over time. Paper that is labeled “lignin free” is the only suitable kind for scrapbooking projects.

Cropping means to cut or trim a photo.

A **layout** is a grouping of pages in your scrapbook that go together. Some layouts fit on one page, most fit on two.

An **album** is a blank book used to store photographs and scrapbook pages.

# Define The Terms

A **template** is a stencil used to trace shapes onto scrapbook pages or photos.

**Punch** is 1) a tool used to create small shapes, 2) the shapes created by the punches.

**Die Cut** designs are paper designs cut from die cut machines. These can be shapes of letters in various sizes and colors, depending on the paper.

**Grease pencils**, also called wax pencils, are soft pencils used on photographs. After cutting, the marks can be wiped clean.

**Decorative Scissors** are scissors with a decorative pattern on the blade that can then cut this pattern onto paper.

**Sticker** is an adhesive decorative accent ranging in size from a few centimeters across to a full page.

## Question 2. Why should you use journaling?

To remember every detail about what happened and who we were with

To remember how we felt about the occasion.

To remember the funny, interesting, important things

To share a message with the pictures

### Tips:

- Pretend that you're telling a family member or good friend about the picture and why its in your album. Whatever you'd say to them is probably what you should journal for your scrapbook!
- Five W's: who, what, when, where, why.

# Question 3. What is cropping and why is it done?

Cropping is the process of "cutting-down" the photos that you wish to place in your scrapbook.

It is done so they can fit in the album, as well as draw attention to the main subject you wish to highlight.

There are all kinds of fancy scissors to create perforated edges on your photos and of course "scrapbook frames" that can provide interest for the photos.

Tips:

Don't over-crop your photos. Once its cut, there's no turning back.

If you're using Polaroid photos never-ever cut them. The chemicals in the Polaroid paper will leak and ruin your pictures and potentially your whole album!







What should you crop from these pictures?

# Question 4.

## What are the four (4) main types of scrapbooks used?

- **1. Three ring albums** - These albums come with three round rings inside a binder. Sizes vary from  $\frac{1}{2}$ " to well over three inches. Overall, these are the easiest to use and allow you to rearrange pages readily.



4. What are the four (4) main types of scrapbooks used?

- **2. Post-bound albums** - Allow adjacent pages to lie relatively flat when opened, with no separation between them. Just like the Three-ring albums, the pages can be arranged, though not as easily. Also, you're not as limited by the number of pages in an album.



## 4. What are the four (4) main types of scrapbooks used?

- **3. Strap-bound albums** - This type of album has an expandable strap hinge. A disadvantage of this type of album is that the album must be taken apart to move pages. You'll need to get special page protectors.





## 4. What are the four (4) main types of scrapbooks used?

- **4. The Magnetic Album** - This type of album lets journal entries and photos “stick” to the paper. It is really easy to get a nice looking album together fast. HOWEVER, the acid in the paper will quickly deteriorate your photos and memorabilia.

## Question 5. What is the purpose of using acid-free products?

Acid pages such as those used in magnetic albums will cause your pictures to age prematurely.

Photos stick to the page,

Photos are chemically breaking down,

Yellowing occurs on the picture

Acid-free products help you **PRESERVE** your memories for years to come: Acid-free glue, paper, cutouts, stickers, pens,



1980s



1970s

Color fades over time

Search your home for pictures or a photo album.

Is it acid free?

Is it lignen free?

Is it archival safe?

Do you have pictures where the color is starting to fade?

Ready, Set, Go!

60 Second Task



6. What are the four (4) different types of acid-free adhesive?

**Photo Stickers** - Small squares of double-sided tape.



**Photo corners** - These come in a variety of colors and are good for mounting square pictures.



**Double sided tape** - Good for mounting lightweight memorabilia.



**Glue** - This comes in both temporary and permanent varieties.

# Adhesives

- Glue tape,
- Glue Dots,
- Glue sticks

# Adhesives

- Glue tape,
- Glue Dots,
- Glue sticks



## 7. What 'tool' is used to sharpen scissors and punches when they get dull?

- § To sharpen your scissors or punch, use them to cut fine sandpaper or aluminum foil.
- § To keep them clean, use them to cut wax paper!
- § More tips: <http://scrapbook.lifetips.com>

## 8. Name five (5) different types of acid-free paper used in Scrapbooking.

- § **Vellum** - Really nice fancy paper for special projects. It was once made from animal gut, but is now manufactured from wood fibre which is, beaten until clear, or plastic. It has wonderful translucent quality and is slow to absorb ink.
- § **Cardstock** - This is the easiest and cheapest scrapbook paper. It's available in lots of colors.
- § **Printed Paper** - This may be cardstock or other type of paper, but it has designs pre-printed on the paper.
- § **Cover Paper** - This paper is heavier weight, and is usually reserved for decorating the front-cover of your scrapbook. It comes in a variety of colors and designs.
- § **Paper Shapes** - Pre-cut paper designs used to decorate themed pages. They can at times be 3-dimensional or artistically rendered.
- § **Textured Paper** - is a category of paper that covers a wide range of embellished handmade papers. Examples include embossed, wrinkled, flex, thread, art, corrugated, crinkled. The texture could be bumpy, or rigid, or anything that has a *feel* to it.





Paper

9. Make a scrapbook of at least 12 pages (8 1/2 x 11 or larger)  
use a theme below

School Year

Sporting Events

Vacations

Holidays

Building  
Projects  
(mission trips,  
new home, etc.)

Wedding

Birthday Party

All About Me  
(birth to now)

Family Reunions

9. Make a  
scrapbook of at  
least 12 pages  
(8 1/2 x 11 or  
larger)

Incorporating the use of:

- colored paper
- stickers
- decorative scissors
- matting
- journaling

The background of the slide features a series of thin, curved lines in light gray and white, creating a sense of motion and depth. On the left side, there is a large red speech bubble with a white border, containing the text 'Some tips for getting started:'.

## Some tips for getting started:

---

Choose your Scrapbook type. Is your scrapbook going to be a chronological record of events, or a memory of a special theme or event?

---

Start to organize your photos accordingly.

---

---

Get organized. Find *one* place to put all the stuff you want to put in your album.



- **Some tips for getting started:**

- Collect your scrapbooking supplies.
  - Michaels, Hobby Lobby, JoAnns,(USA) or other arts and craft stores. look for sale items. Use online coupons, look for clearance items.
  - a scrapbook album, acid-free, album size of your choice: 5 x 7, 8.5 x 11, 12 x 12, with protective pages
  - an acid-free pen,
  - cardstock and printed papers,
  - scissors or other devices to cut shapes, trim or crop

- **More supplies  
you might  
need:**

Glue Stick

Decorative Scissors

Grease pencil

Template

Regular straight edge scissors

Album size of your choice: 5 x 7, 8.5 x 11, 12 x 12,  
with protective pages

Colored Papers

Stickers and Die Cuts to match your theme i

Basic Black Gel Pen



Stickers, Alphabet Stickers, Paper Pad, Scissors



# Albums



Create your page layout, work on two side-by-side pages  
Think of your heading, captions, and journal  
Don't glue things in place until you are sure.



## 10. Memorize Joel 1:3

**Tell your  
children about  
it,**

**Let your  
children tell  
their children,**

**And their  
children  
another  
generation.**

## Deuteronomy 6

- <sup>4</sup> Hear, O Israel: The LORD our God is one LORD:  
<sup>5</sup> And thou shalt love the LORD thy God with all thine heart, and with all thy soul, and with all thy might.  
<sup>6</sup> And these words, which I command thee this day, shall be in thine heart:  
<sup>7</sup> And thou shalt teach them diligently unto thy children, and shalt talk of them when thou sittest in thine house, and when thou walkest by the way, and when thou liest down, and when thou risest up.  
<sup>8</sup> And thou shalt bind them for a sign upon thine hand, and they shall be as frontlets between thine eyes.  
<sup>9</sup> And thou shalt write them upon the posts of thy house, and on thy gates.

A red speech bubble graphic with a white outline, containing the word "Question".

## Question

- How can I use Scrapbooking as a ministry to reach others?
- The more you use your talent for God, the more your talents will grow





LAKE UNION  
**Club Ministry  
Academy**

[www.ClubMinistriesAcademy.com](http://www.ClubMinistriesAcademy.com)

Any unauthorized **copying**, alteration, distribution, transmission, performance, display or other use of this material is **prohibited**.