



# HOUSKEEPING HONOR

SUNDAY, APRIL 26, 2020

MYRLIE BONAPARTE, INSTRUCTOR

The background of the slide is a photograph of various cleaning supplies on a light-colored wooden floor. Visible items include a blue dustpan with a black brush, a blue bucket, a yellow sponge, a green spray bottle, a red spray bottle, a purple dustpan, a broom with a wooden head, and a red-handled mop. The floor is made of light-colored wood planks.

# HOUSKEEPING HONOR

- HOUSEHOLD ARTS HONOR
- CREATED IN 1929
- LEVEL 2 HONOR
- HONOR TOWARDS THE HOMEMAKER MASTER AWARD





1. Have the Laundering Honor.



KITCHEN SINK?

TOILET SEAT?

FLOORS?

# What is the dirtiest item in your house?



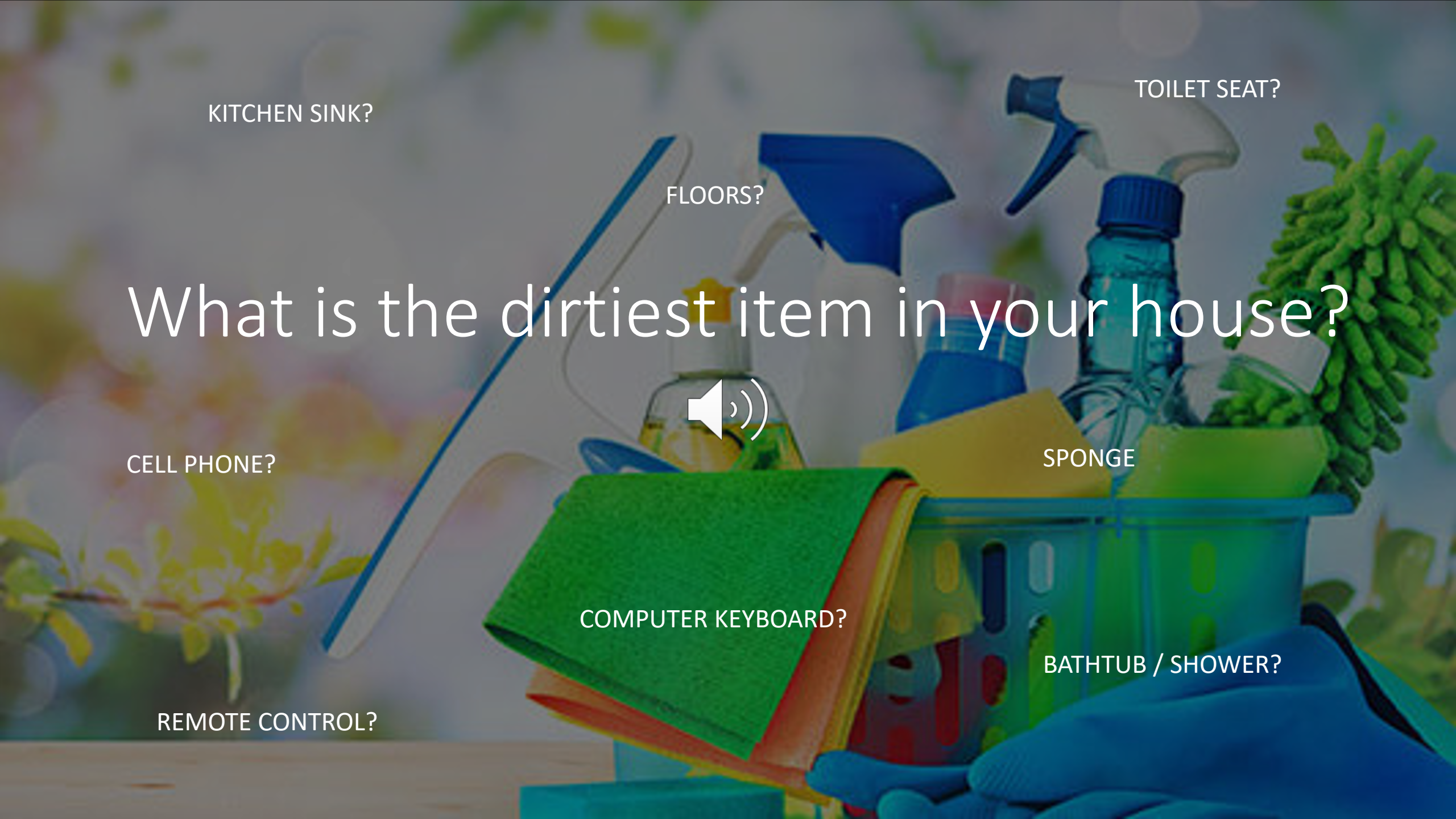
CELL PHONE?

SPONGE

COMPUTER KEYBOARD?

BATHTUB / SHOWER?

REMOTE CONTROL?





KITCHEN SINK?

TOILET SEAT?

FLOORS?

What is the dirtiest item in your house?



CELL PHONE?

SPONGE

# SPONGE

COMPUTER KEYBOARD?

BATHTUB / SHOWER?

REMOTE CONTROL?



A photograph of a clean, bright living and dining area. In the foreground, a beige sofa with several pillows is visible. Behind it, a wooden dining table with chairs is set up. To the right, a kitchen island with a white countertop and wooden cabinets is shown. The room is decorated with plants and a chandelier. The text "2. List items used in keeping a house clean." is overlaid in the center.

2. List items used in keeping a house clean.



- 
- Broom
  - Vacuum cleaner
  - Mop and bucket
  - Dust cloths
  - Toilet brush
  - Scrub brushes
  - Paper towels
  - Furniture polish
  - Window cleaner
  - All purpose cleaners
  - Sponges

3. Describe the best way to keep stoves, microwaves ovens, and refrigerators clean.





- The best way is to clean them OFTEN.
- Wipe after every use, spill, etc.
- Or use a soapy sponge or cloth with dishwasher detergent and warm/hot water.



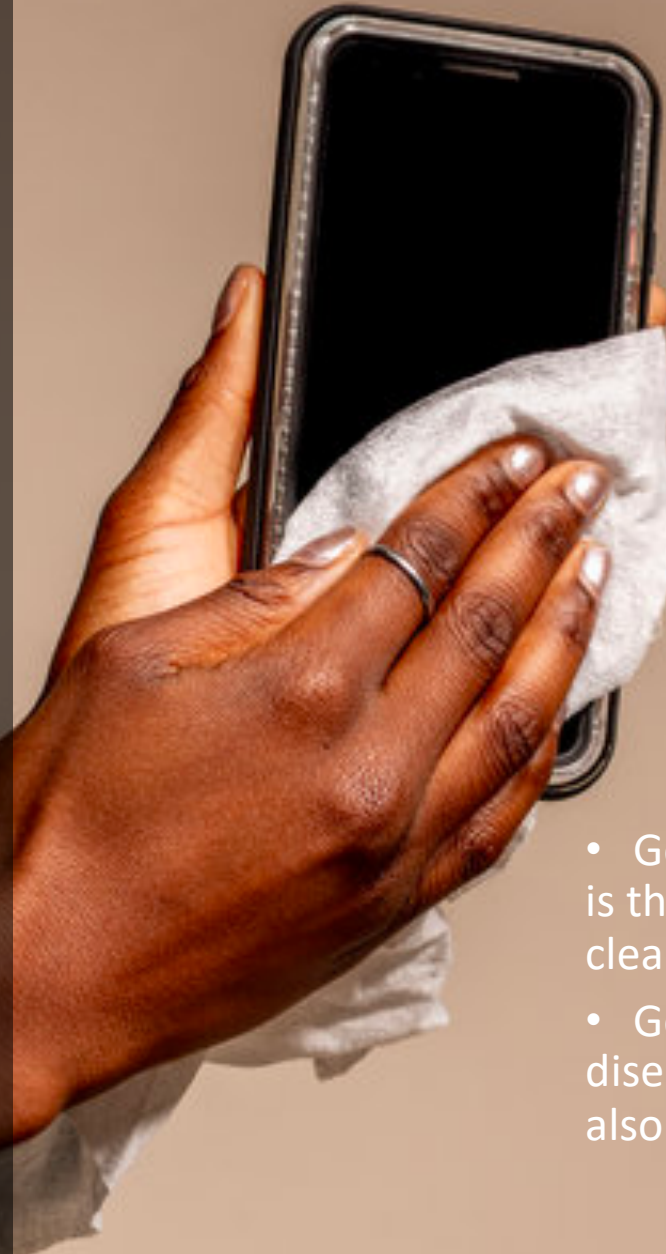
4. UNDER WHAT CONDITIONS  
DO GERMS AND PESTS  
THRIVE?





.....

# GERMS AND PESTS THRIVE UNDER FILTHY CONDITIONS



- Germs and pests love filth, and that is the primary reason for keeping things clean.
- Germs and pests carry and spread disease, so keeping the house clean will also help keep its occupants healthy.

## GIVE WAYS OF CLEANING:

- BASEMENT
- CLOSETS
- CUPBOARDS
- SINKS
- FLOORS
- TOILETS





---

## WAYS OF CLEANING A BASEMENT

### FINISHED:

- -SWEEP FREQUENTLY AND CLEAN WITH REGULAR HOUSEHOLD DETERGENTS

- UNFINISHED:

- -KEEP THE BASEMENT DRY
  - -IF THERE IS UNCONTROLLABLE MOISTURE, DO NOT STORE ANYTHING ON THE FLOOR
- 





---

## WAYS OF CLEANING CLOSETS

- SWEEP OR VACUUM AND CLEAN WITH REGULAR HOUSEHOLD DETERGENTS WHENEVER CLEANING THE REST OF THE HOUSE
- KEEP NEAT AND ORDERLY
- USE ORGANIZERS, SHOE RACKS, SHELVES TO ORGANIZE BELONGINGS





## WAYS OF CLEANING CUPBOARDS

- PERIODICALLY EMPTY AND WIPE THE SHELVES
- KEEP NEAT AND ORDERLY





## WAYS OF CLEANING SINKS

- USE DISH SOAP AND A SPONGE OR A WASHCLOTH.
- STAINLESS STEEL SINKS CAN BE SCRUBBED WITH THE STEEL WOOL.
- If the sink has a garbage disposal, the rubber gasket around the drain should be removed and cleaned frequently too (they get pretty gross). Run citrus peels through the disposal to freshen it up.





## WAYS TO CLEAN FLOORS

- Hardwood, tile, or linoleum floors should be swept and mopped.
- Carpeted floors should be vacuumed frequently and steam cleaned every now and then



## WAYS TO CLEAN TOILETS

- Toilets should be scrubbed on the inside with a toilet brush.
- Especially important is the area just under the rim!
- A toilet cleaner should be used to do this.
- The seat, rim, and lid also need to be wiped down with a general-purpose cleaner, as does the outside of the bowl and the tank





5. State the proper way to prepare dishes for washing, in the sink or dishwasher.

State the order in which the following should be washed:

- Silver
- Glass
- Table
- Kitchen Dishes



## 5. The proper way to prepare dishes for washing, in the sink or dishwasher.

### SINK:

- Scrape all leftover food into a garbage disposal or into the trash.
- Dishes with tough, stuck-on food may need to be soaked before it can be cleaned.
- Rinse off first so that you do not spoil the sink water.
- Once the dishes are prepared for washing, they should be stacked.

### DISHWASHER:

- Modern dishwashers do not require that dishes be rinsed before running through the cycle.






## Order to wash dishes


- Glasses should be washed first
  - Followed by silverware, table dishes
  - Finally kitchen dishes
  - In general, the order is to wash the cleanest items first, saving the dirtiest items for last
- 



A modern bedroom interior featuring a large bed with a blue and white patterned headboard and a blue duvet. The bed is positioned against a wall with a blue and white chevron pattern. To the right of the bed is a wooden dresser with a white cushioned chair. A large, patterned rug in shades of blue and white covers the floor. A circular overlay on the left side of the image contains text.

6. How should rugs, carpets, pillows, upholstered furniture, papered walls, painted walls, floors, and windows be cleaned?



A modern bedroom with a large bed, patterned wallpaper, and a geometric rug. The bed has a blue and white patterned headboard and is covered with a blue duvet and several pillows. The walls are covered in a blue and white chevron patterned wallpaper. A large blue and white geometric rug covers the floor. A wooden dresser and a wooden chair are also visible.

RUGS –shake, beat, vacuum

CARPET –wipe spills and messes, vacuum, and steam clean whenever possible

PILLOW –wipe or wash if possible

UHPOLSTERED FURNITURE –wipe with cloth when needed and vacuum

PAPERED WALLS –wipe with damp cloth

PAINTED WALLS –use scrub brush and wash with soap and water

FLOORS –sweep regularly or daily, mop frequently with soapy water

WINDOWS –wash with window cleaner or vinegar and water, use a spray bottle, spray and wipe with dry cloth



7. How is trash disposed of in your community?

-differs by community





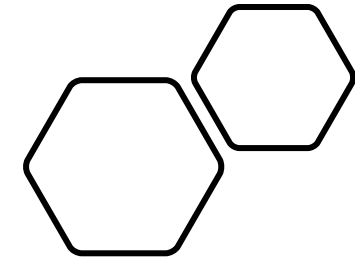
8. What precautions should be taken in cleaning out a fireplace? |





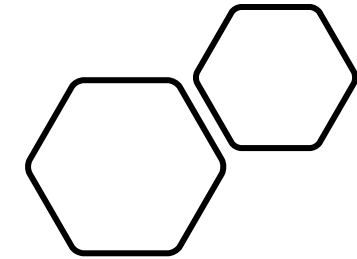
Never clean out a hot fireplace  
Use damp newspaper to cover the ashes  
Shovel out the ashes  
Wear a dust mask  
Never douse a fire in a fireplace






9. What is meant by keeping a home baby safe?





- cover unused outlets
- block stairways
- keep cleaners and toxic items out of reach
- pick up any items baby might put in the mouth





10. Plan and do the work in a house for one week. Whoever normally does this task will thank you, and if that person is you - well, at least you're getting an honor out of your effort now.

**Clean** the whole house, not one **room** at time. ...

Gather all **your cleaning** tools in a caddy. ...

Clear the clutter. ...

Dust and vacuum. ...

Wipe mirrors and glass. ...

Disinfect countertops and surface areas. ...

Focus on tubs, sinks and toilets. ...

Sweep, then mop.